






 LAPTOP INSURANCE INFORMATION Long post-apologies! Laptop checkout works like library book checkouts. Students are responsible for taking care of their device and returning it in gently used condition.

Sometimes accidents happen.  Insurance can help out greatly when they do. For \$30, your child's device can be insured for the year. An accidental cracked screen fee is \$200, but with insurance it's waived the first time.

   This insurance is FREE for students who qualify for free and reduced lunch, but MUST BE ENROLLED to receive it. Registration closes in 3 weeks, so act fast!

INSURANCE ENROLLMENT DIRECTIONS: 1-Go to [www.myschoolbucks.com](http://www.myschoolbucks.com) and create an account or log in if you have one —when adding students, the number is NOT the alpha code and can be left blank 2- After you create an account, scroll down and click STORE  Browse All Items  Annual Device Insurance 3-Add students and continue to payment. FREE and REDUCED lunch students will have a \$0 balance, but you must hit CONTINUE to process the enrollment.

Here's a link to the handbook that details costs for repairs without insurance. Please note NO INSURANCE means FULL cost for repairs.  Parent/Student Technology Handbook <https://www.vcsedu.org/directory/departments/information-technology-services/learning-technologies/parent-and-student-technical-guide>