



AUGUST
2020



Welcome
Back



Volusia Live Option




Guidelines


During our meeting:

- Please keep your microphone muted
- Jot down your questions to ask at the end of the presentation
- Use the raise your hand function on Zoom to indicate that you have a question
- This presentation will be posted on the Pine Trail Elementary web page.





Please remember to be extra kind to your kids' teachers and school staff because most of us are building the plane as we fly it.



What will instruction look like?

It will vary depending on the grade level...



By Grade Level

- Number of students in Volusia Live
- Teacher preference
- Traditional class size

119 Students in Total

	Configuration
Kindergarten	Dedicated Teacher – Ashley Houk
Grade 1	Hybrid Model – Chris Reamer and Jackie Tugwell
Grade 2	Dedicated Teacher – Melinda Richardson
Grade 3	Hybrid Model – Tamra Koskinen, Jami Monahan and Jenny Haney
Grade 4	Dedicated Teacher – Jason Kester
Grade 5	Dedicated Teacher - *Stefanie Larkin *Mrs. Larkin is filling in until a full-time teacher is hired.
Students with gifted or ESE separate class services	Dedicated Regional Teachers – Not from Pine Trail



Pros and Cons

Dedicated Teacher

- Teacher only teaching students participating in Volusia Live
- Student's placement upon his/her return to brick and mortar will be dependent upon class size within the grade level
- Delivery of content and assignments are all geared toward online instruction while still following the curriculum map
- Support Facilitation services will be provided by Gwen Moore

Hybrid Model

- Teacher is teaching students online and in front of them in the classroom
- Whole group lessons will stream live
- Any small group lesson, pertaining to your child's needs will stream live
- Teacher will establish preferred method of communication for students during instruction and in between instruction
- Students will remain the Volusia Live teacher upon his/her return to school
- Support Facilitation services will be provided by Gwen Moore



Remember that Special Area instruction will be accessed through Canvas, not real time live.

How Parents Can Help

Things that we need you to do:

- Pick up your child's tub of textbooks, supplies and technology (if requested)
- Provide your child with headphones that have a mic
- Have your child online at 7:50 a.m. M-F
- Ensure that your child follows the schedule provided by the teacher
- Allow your child to learn independently
- Monitor that assignments are completed
- Be patient and communicate any difficulties with the teacher

Check out information about Special Area using this link on the PTE website: <https://ptetech.weebly.com/>



Resource Tub

Tub Contents:

- Textbooks
- Instructional Materials
- Technology and charging cables (If requested)

You are responsible for the contents of the resource tub. These materials will be used for the entire school year, whether doing Volusia Live or Traditional school.

Monetary reimbursement will be necessary for any materials damaged or missing.



Over the course of your child's time participating in Volusia Live, you may be asked to stop by the school to pick up additional materials.

Resource Tub Pick-Up

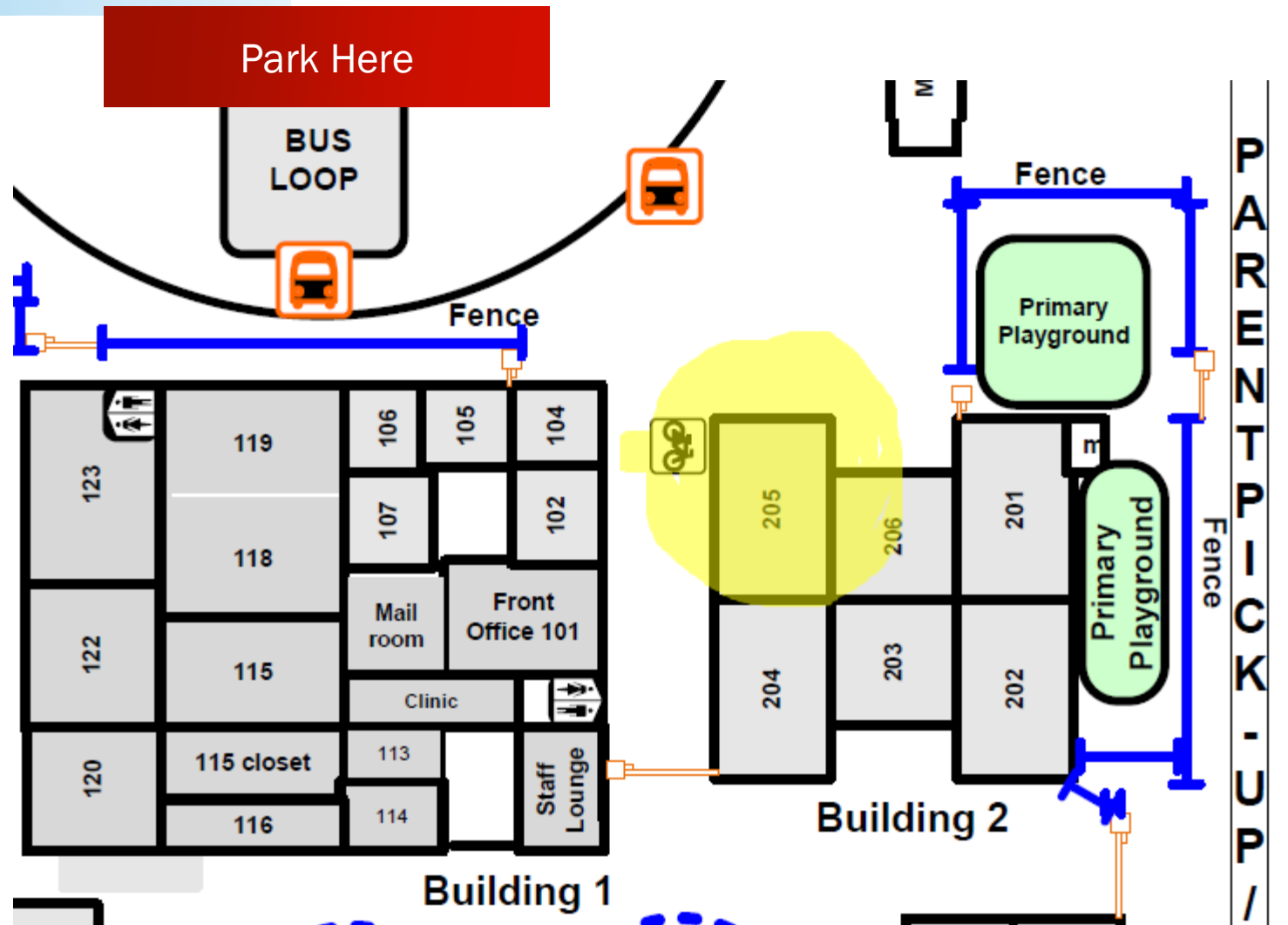
Thursday, August 27
8 a.m. – 3 p.m.
OR
Friday, August 28
8 a.m. – 3 p.m.

Pick-Up Procedures

- Park in a parking space near the Main Office or Kindergarten playground. **Do not** park along the curb as school buses will be making practice runs.
- Report to Building 2, Room 205 – Do not report to the Main Office
- If your child is checking out a device, please bring him/her with you to login in on the device before leaving our campus



Pick-Up Location and Parking



Park Here

PTA Information

www.pteptacom

Main Office Phone: (386) 676-5300

Pine Trail Elementary PTA

[Home](#) [Shop](#) [Join PTA](#) [Board](#) [Business Partners](#) [Calendar](#) [More](#) ▼

WELCOME BACK TO SCHOOL!

School Starts In:


4	22	34	41
DAYS	HOURS	MINUTES	SECONDS

August 31, 2020

DEMO
click to buy

Latest News:





Thank You!



The image features three large, 3D-rendered characters: a red 'Q', a green '&', and a blue 'A'. They are arranged horizontally and cast soft shadows on the white surface below. An orange pencil is positioned at the top center, pointing downwards towards the characters. A red pencil is visible on the left side, pointing towards the 'Q'.

Q & A